

MULTIROOM

HOME OFFICE AND GARDEN ROOMS

ADMAN
STEEL SHEDS

MAXIMUM STRENGTH

Fabricated centre support beams combined with galvanised structural steel framework.



TILE ROOF EFFECT

to provide a softer finish.



FULLY INSULATED

40mm insulation throughout walls and roof along with 25mm floor insulation as standard.



INTERNAL PANELLING

Finished with a heavy duty tongue and grooved timber panelling ensuring a warm and cosy building.



CERTIFIED ELECTRICAL WORK

Fully wired with sockets and lights ready to be connected to mains electricity.



Our **MULTIROOM** garden rooms are ideal for use as a **home office, treatment room, hobby room, home gym, utility room or children's playroom**. These are designed and built to a very high specification with fully insulated roof, walls and floor as standard. The convenient build options such as internal partitions and doors along with flexible positioning of external doors and windows make these buildings even more flexible.

BETTER BUILT BY ADMAN

- **CERTIFIED ELECTRICAL WORK**
Fully wired with sockets and lights ready to be connected to mains electricity. All electrical work is certified by a registered electrician.
- **SUPERIOR FINISHES**
Safe edge folds on all exterior flashings; external screws finished with protective colour caps along with beautifully finished internal timber mouldings and trims.
- **MAINTENANCE FREE EXTERIOR**
PVC coated in a wide range of colours and finishes.
- **PVC GUTTERS & DOWNPIPES**
Fitted to all buildings.
- **FULLY INSULATED**
40mm insulation throughout walls and roof. 25mm floor insulation with OSB timber - ready for finished flooring.
- **WINDOW & DOOR OPTIONS**
Double glazed pvc pedestrian and French doors along with large and small window options - choice of colours.
- **INTERNAL PANELLING**
Finished with a heavy duty tongue and grooved timber panelling ensuring a warm and cosy building.

MADE TO ORDER

CHOICE OF COLOUR AND SIZE TO SUIT YOUR NEEDS.

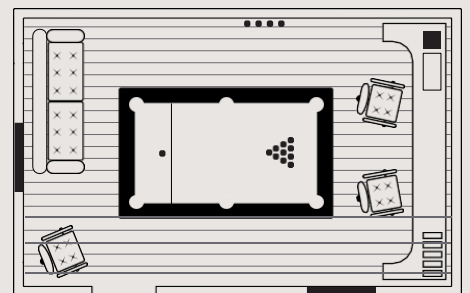
Widths: 3m, 4m. Lengths: 3.2m, 4.2m, 5.2m, 6.2m, 7.2m, 8.2m, 9.2m...

Wall height: 2.1m.

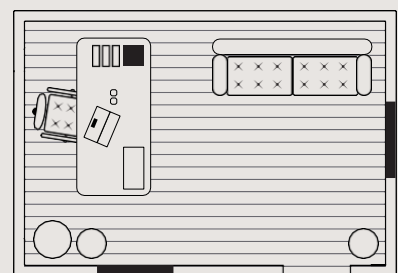


POPULAR SIZES

4M X 6.2M (13'2" x 20'4") €10,295



3M X 5.2M (10' x 17') €7,750



MULTIROOM

HOME OFFICE AND GARDEN ROOMS

Dimensions (Width x Length)	Building Heights (Ridge height down to wall height)	PVC Doors Included	PVC Windows Included	Standard Building Price
3m x 3.2m	2.7m down to 2.1m	1 no.	1 no.	€ 5,995
3m x 4.2m	2.7m down to 2.1m	1 no.	2 no.	€ 6,795
3m x 5.2m	2.7m down to 2.1m	1 no.	2 no.	€ 7,750
3m x 6.2m	2.7m down to 2.1m	1 no.	2 no.	€ 8,895
3m x 9.2m	2.7m down to 2.1m	1 no.	3 no.	€ 11,895



Dimensions (Width x Length)	Building Heights (Ridge height down to wall height)	PVC Doors Included	PVC Windows Included	Standard Building Price
4m x 4.2m	2.9m down to 2.1m	1 no.	2 no.	€ 7,795
4m x 5.2m	2.9m down to 2.1m	1 no.	2 no.	€ 9,350
4m x 6.2m	2.9m down to 2.1m	1 no.	2 no.	€ 10,295
4m x 9.2m	2.9m down to 2.1m	1 no.	3 no.	€ 13,795



Please note additional charges apply to woodgrain colour. All prices include delivery (within 200km), installation and VAT @ 13.5%

HOW TO ORDER

STEP 1: CALL OR EMAIL US.

We can normally answer your queries over the phone and give you a quote within three minutes.

STEP 2: REQUEST A SITE VISIT.

We can arrange for one of our sales staff to meet you at home and explain everything in detail. This is a free service so if you are unsure about site access, base requirements and pricing, positioning of your building or even colours please avail of it.


STEP 3: PLACE YOUR ORDER

Once your site visit is completed we both should have all the relevant details required to proceed with ordering. An order form is completed detailing the size, layout, colour, agreed fitting date etc. To complete and secure the order a non-refundable booking deposit is then required.

OPTIONAL EXTRAS

TIMBER EFFECT FLOORING

PER SQUARE METRE - €25



RADIATORS

990 Watt - 840mmW x 580mmH - €395
 1210 Watt - 1010mmW x 580mmH - €485
 1430 Watt - 1180mmW x 580mmH - €545



PVC OPENING WINDOW

(small) - €229 (large) - €295

EXTRA PVC ENTRANCE DOOR - €550

5FT PVC FRENCH DOOR - €950

INTERNAL PARTITIONS & DOORS - POA

COLOUR RANGE

EIGHT COLOURS & FINISHES



2 DAY BUILD
 FULLY CONSTRUCTED
 ONSITE IN 2 DAYS



www.admansteelsheds.ie
 info@admansteelsheds.ie
 (053) 9430001

Ballycanew Road, Gorey,
 Co Wexford